



# Grade 1 Weekly Plan

Mar 24-28

## SPECIAL ANNOUNCEMENTS

**Sunday, March 24th - Garangao Celebration**

### Online Resources:



**Seesaw:** <https://web.seesaw.me/>



<https://www.kidsa-z.com/main/Login/teacherUsername/>



<https://ca.ixl.com/signin/hayatuni>



[www.education.com/games/play](http://www.education.com/games/play) (optional)



<https://wow.boomlearning.com/> (optional)






















## Assessments

View Resource section to identify the skills that will be on the assessments  
All assessments will be on Thursday unless otherwise noted.

**Thursday, March 28th-Math assessment**

**Thursday, March 28th- Sight word List 5A assessment**

Subject	Learning Objective	Resources
<p><b>Phonics</b></p>	<p>The students will view and practice sound cards. Assessments will be over any sounds learned. Please view below.</p> <p>Please click on the <a href="#">Sound Card Video</a> and practice with your child daily for the length of the video (6 minutes)</p> <p><b>Jolly Phonics Book 2</b>  <b>Review all basic alphabet sounds plus:</b>  y as /ee/ &amp; short vowels (example: happy, daisy), Short vowels, /ck/ &amp; double letters  Long vowels and magic e, ay/oy, ea as ee, b,d, y and igh as ie, ow as oa and ou, ir, ur, as er and ew as ue</p> <p><b>Current:</b>  Jolly Phonics Book 3 : ph as /f/ soft c and soft g</p> <p><b>Upcoming:</b>  ai as /a_e/, ay</p>	<p><a href="#">Sound Card Video</a></p> <p><a href="#">Jolly Phonics Book 1</a></p> <p><a href="#">Jolly Phonics book 2</a></p> <p><a href="#">Jolly Phonics book 3</a> (current)</p> <p><a href="#">March Jolly Phonics Pacing Calendar</a></p> <p><a href="#">April Jolly Phonics Pacing Calendar</a></p> <p><b>NEW!!!!</b>  <a href="#">Florida Educational Resources</a></p>
<p><b>Reading</b></p>	<p>Read Aloud Options  Teacher's choice  Focus on starting guided reading groups</p> <p>Continue <a href="#">Reading Strategy Animals</a>  Continue comprehension and retell practice</p> <p><b>Vocabulary: "Good Readers", concepts of print, front cover, back cover, spine, words, spaces, sentences</b>  <a href="#">Sight words List 5A</a></p>	<p><b>New!</b> <a href="#">RazKids Decodable</a></p> <p><b>NEW!!!!</b>  <a href="#">Sight word Slides</a></p> <p><a href="#">Reading Strategies Animals</a></p>

		<a href="#">Characters &amp; Setting</a>  <a href="#">Problem &amp; Solution</a>  <a href="#">Sight words List 5A &amp;5B</a>										
<b>Writing</b>	<p>Students will explore <b>narrative writing</b>.  <b>Ongoing: 5 Star Writing</b></p> <p style="text-align: center;"><b>5 Star Writing</b></p> <table border="1" style="width: 100%; border-collapse: collapse;"> <tr> <td style="text-align: center;"></td> <td>Capital letter to start my sentence. → <b>I</b> see a dog.</td> </tr> <tr> <td style="text-align: center;"></td> <td>Punctuation to end my sentence. Where is the dog? ↘</td> </tr> <tr> <td style="text-align: center;"></td> <td>Use finger spaces.      The dog is brown.</td> </tr> <tr> <td style="text-align: center;"></td> <td>Use neat handwriting &amp; phonemic spelling.      K k </td> </tr> <tr> <td style="text-align: center;"></td> <td>My sentence makes sense. </td> </tr> </table>		Capital letter to start my sentence. → <b>I</b> see a dog.		Punctuation to end my sentence. Where is the dog? ↘		Use finger spaces.      The dog is brown.		Use neat handwriting & phonemic spelling.      K k 		My sentence makes sense. 	<a href="#">Grammar Book</a>  <a href="#">Nouns Video</a>  <a href="#">Verbs Video</a>  <a href="#">Adjectives</a>  <a href="#">The Sentence Song</a>
	Capital letter to start my sentence. → <b>I</b> see a dog.											
	Punctuation to end my sentence. Where is the dog? ↘											
	Use finger spaces.      The dog is brown.											
	Use neat handwriting & phonemic spelling.      K k 											
	My sentence makes sense. 											
<b>Math</b>	<p><b>Students will subtract and add within 10 and 20 using pictures, number lines, doubles facts, and word problems.</b></p> <p>Vocabulary words: <b>Friends of 10, Number ID, Counting, ones, tens, patterns, counting on, counting backwards, "how many?", more, less, place value, tens, ones</b></p> <p><b>Number sense:</b> Identifying, writing &amp; counting numbers within 20, writing number names to 20. Learning place value. Groups of ten.</p>	<ul style="list-style-type: none"> <li>● <a href="#">Counting to 100</a></li> <li>● <a href="#">Numbers in the teens</a></li> <li>● <a href="#">Friends of 10</a></li> <li>● <a href="#">Counting Backwards from 20</a></li> <li>● <a href="#">Patterns Video</a></li> <li>● <a href="#">Jump math Book 1.1</a></li> </ul>										
<b>Socials/ Science</b>	<p>The students will learn about the moon phases, day and night sky.</p> <p><a href="#">Moon Phases</a>  <a href="#">Moon Phase Song</a>  <a href="#">Ramadan Moon</a>  <a href="#">Day &amp; Night Sky</a></p>	<p>Hayat High 5 Theme:  <a href="#">Be Kind</a></p>										